

Using WRAPmail with Webmail accounts such as Gmail, AOL, Yahoo, Hotmail and others

We have spent countless hours trying to figure the best way to wrap all those free webmail accounts and we have found a solution which works even though there are a couple of hoops to jump through:

Our solution is one where all webmail users will have a Gmail account and send and receive all their emails (even if it is aol or Hotmail for example) from the Google Gmail interface.

Gmail:

You need to set up a new email address on AOL for example. Then you need to follow the steps as described below. You will do everything in the Google interface but all your emails will now come from and to your new AOL email address even when people send emails to your gmail address.

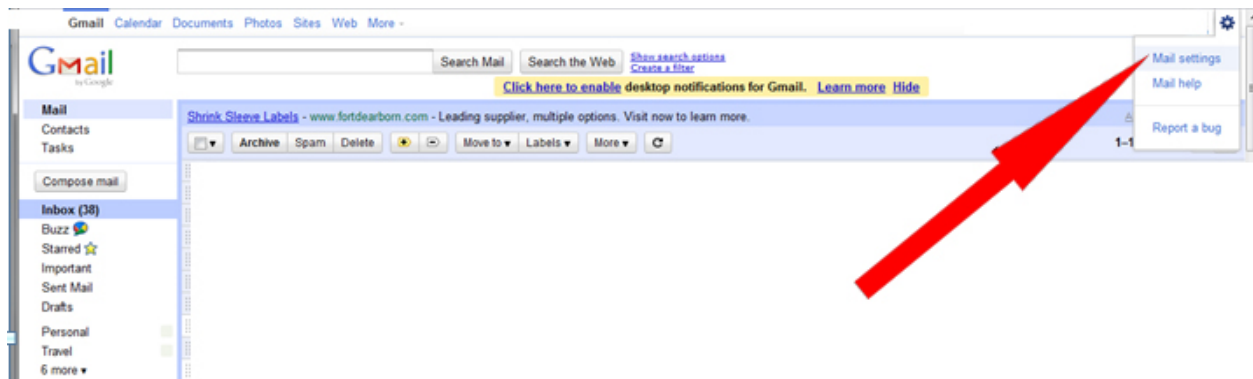
Yahoo:

Yahoo is tricky as Yahoo is the only webmail provider we have found that charges for POP3 delivery of email. You have two choices, upgrade to Yahoo Plus or change email address to a AOL address and then also set up a gmail address so that you can use WRAPmail and the Google dashboard.

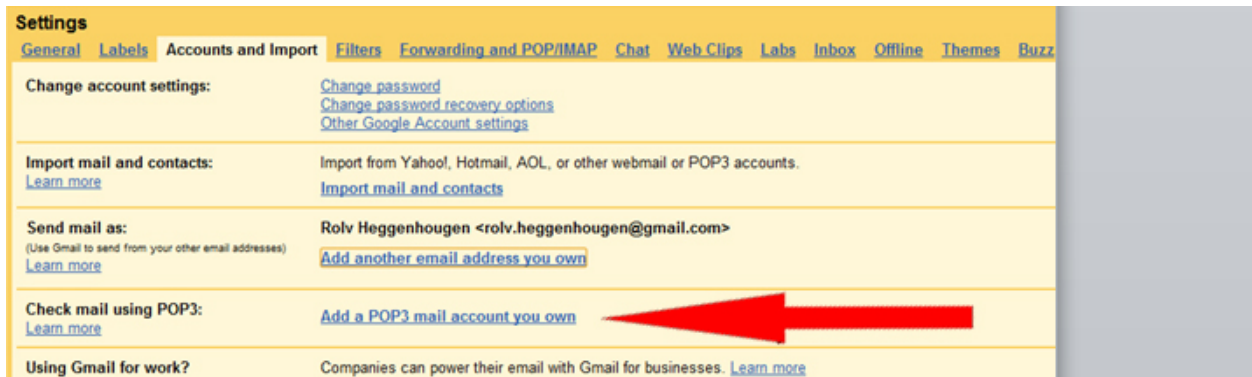
All others:

Set up a free Gmail account and then follow the steps below:

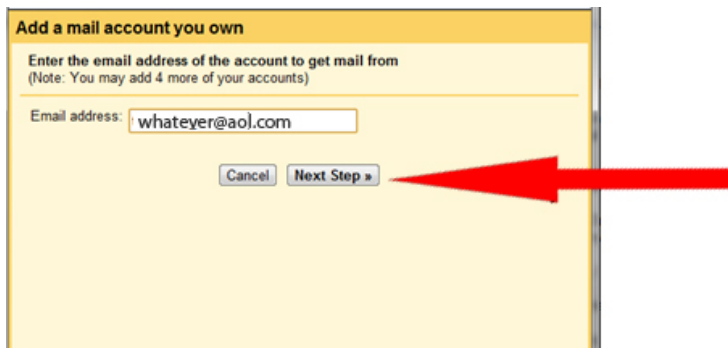
1. Log in to your Gmail account and click on the “gear” in the right corner and then on “Mail Settings”



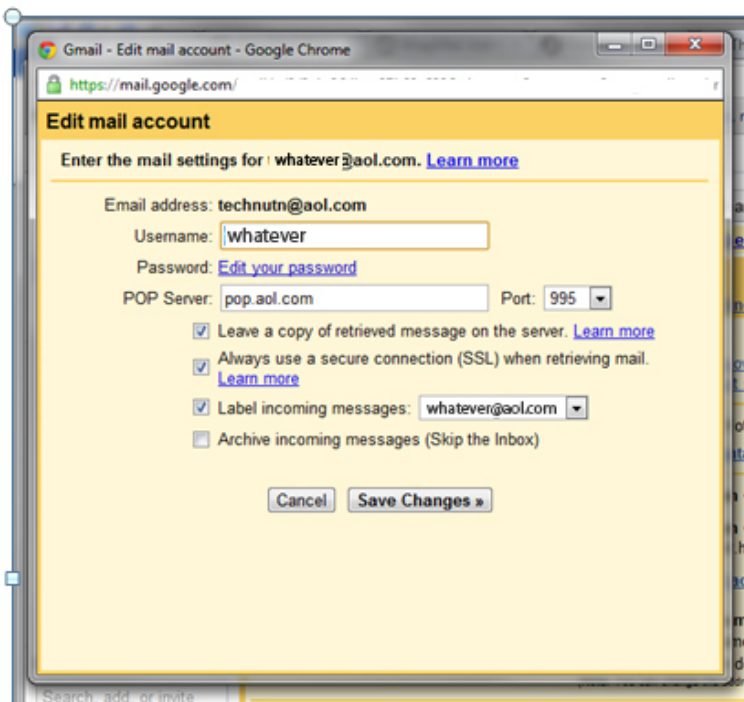
2. Add your non-Gmail email account



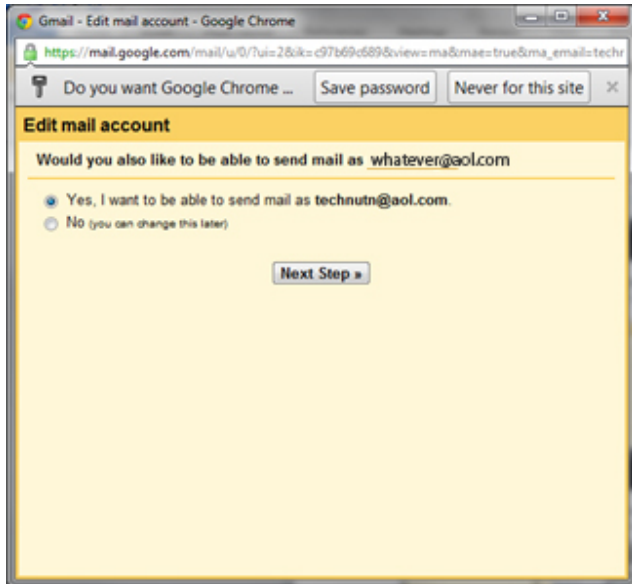
3. Enter the name of your non-gmail account and click "Next Step"



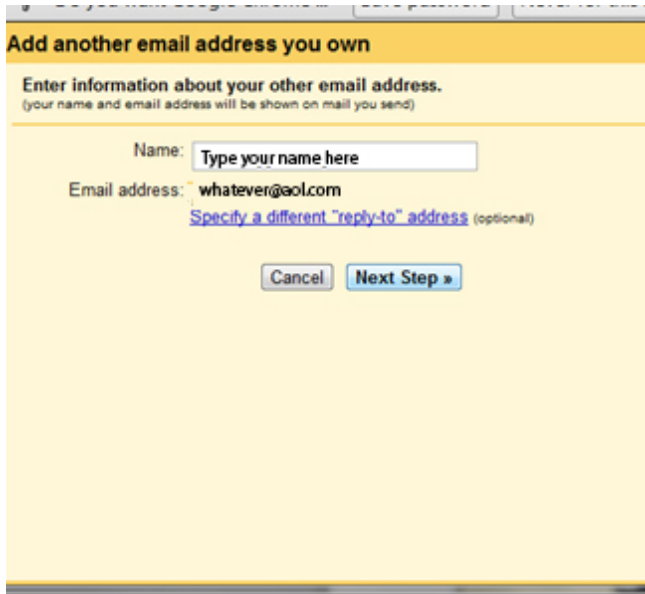
4. Enter your non-Google information (consult your webmail provider if the information does not automatically populate): Then Click "Save Changes"



- Now we need to add this account to your Gmail account so click the radio button that says "yes" in the next screen and then click "Next Step"



- Enter your name and click "Next"



7. Check the 2nd radio button to send through another SMTP server and then specify as follows:

SMTP Server: mail.wrapmail.com

Username: You WRAPmail username

Password: Your WRAPmail password (case sensitive)

Chose Port 25 and make sure you check “Unsecured connection”

Then click Add Account

Add another email address you own

Send mail through your SMTP server?

When you send mail as [whatever@aol.com](#), the mail can either be sent through Gmail or through aol.com SMTP servers.

Send through Gmail (easier to set up)

Send through aol.com SMTP servers [Learn more](#)

SMTP Server: Port:

Username:

Password:

Secured connection using [TLS \(recommended\)](#)

Secured connection using [SSL](#)

[Unsecured connection](#)

You have chosen to use an unsecured connection to connect Gmail servers to your provider. Be aware that others might be able to see what you're sending. [Learn more](#).

8. Confirm and Verify

Now a confirmation mail is send to your account

In that mail click the confirmation link or copy the confirmation code to the window and press “Verify”

Set the non-Gmail account as default

Any questions please email support@wrapmail.com